

gutta®  
Canopies



... perfect protection  
for you and your  
home !



made  
in  
Germany

**gutta®**

# Strong arguments for a gutta Canopy

## Made in Germany

Our Canopies are produced to the highest quality specifications at our production site in Anhausen in the German federal state of Rhineland Palatinate.

## Materials

We exclusively use high quality aluminium and stainless steel with elegantly shaped, weatherproof plastic panels and profiles. Of course, all our Canopies are completely rustproof.

## Accessories

A variety of side panel models to fit all types of houses can be supplied. An ideal accessory for your individual design.

## Colours

We only use environmentally friendly colours for our powder coating processes. The available colours are listed for each model. Canopies in RAL colours are available at a surcharge and on a longer delivery time (4 to 6 weeks).

## Product range/guarantee

Our comprehensive product offering leaves nothing to be desired. We grant a product warranty of min. 5 years on all articles shown.

## Easy installation

All mounting accessories for solid facades are included in the delivery, and the detailed instructions allow for an easy installation.

## Design

Sophisticated shapes to suit every style and your individual taste. Intelligent solutions for every building type. Our new Canopies offer an ideal combination of function and design.


## Dimensions

Almost all models are available in the two most popular standard sizes (160 cm and 200 cm). They are suitable for nearly all types of front doors. Please note that the dimensions given are approximate.

## Stainless steel- / Genuine glass Canopies



Stainless Steel HD Canopy  
Page 5




Stainless Steel Canopy HD/V  
Page 7



Stainless Steel Canopy HD/L  
Page 9





Stainless Steel Canopy HD/LT  
Page 11



Stainless Steel Canopy HD/FT  
Page 13




Genuine Glass Canopy LED  
Page 15



## Rectangular Canopies




Rectangular Canopy BS  
Page 19



Rectangular Canopy PW  
Page 21



Rectangular Canopy NM  
Page 23





## Shield Canopies



Shield Canopy PT/ET  
Page 25



Shield Canopy PT/L | PT/XL  
Page 27



Shield Canopy PT/G  
Page 29



Shield Canopy PT/GR  
Page 31



LED Shield Canopy  
Page 33



Shield Canopy PT Secco  
Page 35



Shield Canopy PT/LD  
Page 37




Promo Shield Canopy  
Page 39


## Curved Canopies / Gable Canopies



Round Arch Canopy NO  
Page 41



Curved Canopy with LED  
Page 43



Curved Canopy BV Secco  
Page 45





Oval Arch Canopy OV/B  
Page 47



Curved Canopy BV/B  
Page 49






Gable Canopy GV/T  
Page 51



## Side panels / Accessories

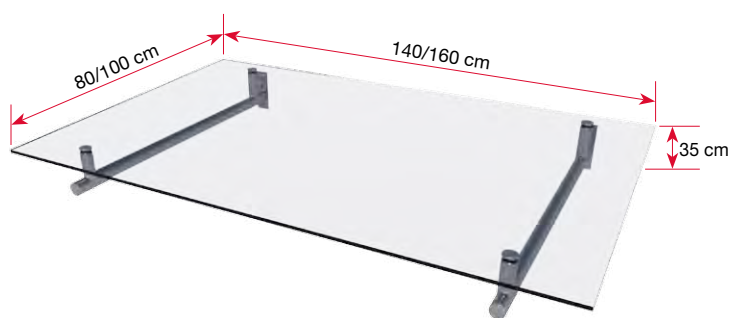



Side panels/Accessories  
Page 53





HD 140



## Models & dimensions

Product	Dimensions (WxDxH)	Frame	Cover	Weight	Item No.	Note
<b>Stainless Steel Canopy HD 140</b>	140 x 80 x 19,5 cm	stainless steel	8 mm, clear	34 kg	7200106	
<b>Stainless Steel Canopy HD 160</b>	160 x 100 x 19,5 cm	stainless steel	10 mm, clear	54 kg	7200103	



# Stainless Steel HD Canopy

HD 160



 made  
in  
Germany



Stainless steel  
support brackets



100 kg/sqm tested  
for snow loads



Cover in clear  
laminated glass



All fittings  
included



Matching side panels:  
HD (page 53)

## Stainless steel HD Canopy

The premium Canopy  
A real eye-catcher through the combination of stainless steel supports and a cover made of clear laminated glass! This Canopy, with its noble and linear design, gives your front door a really special appearance.  
With its sturdy construction, the HD Canopy is very rugged and resilient.

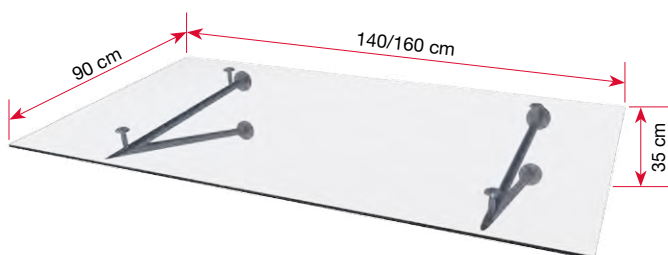




HD/V 160 clear



HD/V 160 frosted



## Versions & dimensions

Product	Dimensions (WxDxH)	Supporting arms	Covering	Weight	Item no.	Note
Stainless Steel Canopy HD/V 140 clear	140 x 90 x 35 cm	Stainless steel	TSG 10 mm, clear	38.5 kg	7400003	
Stainless Steel Canopy HD/V 160 clear	160 x 90 x 35 cm	Stainless steel	TSG 10 mm, clear	43.0 kg	7400006	
Stainless Steel Canopy HD/V 160 frosted	160 x 90 x 35 cm	Stainless steel	TSG 10 mm, frosted	43.0 kg	7400009	



# Stainless Steel Canopy HD/V

HD/V 140 clear



Stainless steel  
support brackets



Cover in clear  
laminated glass



Matching side panels:  
HD (page 53)



100 kg/sqm tested  
for snow loads



All fittings  
included

## Stainless Steel Canopy HD/V

Striking and very stable supporting structure and a covering made of clear or frosted laminated glass!

With its attractive design, this Canopy gives your house entrance a very special appearance.

Its stable construction makes the HD/V Canopy robust and very resilient.






HD/L140 clear




HD/L 160 frosted



HD/L 160 clear

Adjustable wall bracket



## Versions & dimensions

Product	Dimensions (WxDxH)	Supporting arms	Covering	Weight	Item no.	Note
<b>Stainless Steel Canopy HD/L 140 clear</b>	140 x 90 x 42 cm	Stainless steel	TSG 10 mm, clear	38.5 kg	7400012	
<b>Stainless Steel Canopy HD/L 160 clear</b>	160 x 90 x 42 cm	Stainless steel	TSG 10 mm, clear	43.0 kg	7400015	
<b>Stainless Steel Canopy HD/L 160 frosted</b>	160 x 90 x 42 cm	Stainless steel	TSG 10 mm, frosted	43.0 kg	7400018	



# Stainless Steel Canopy HD/L



Stainless steel  
support brackets



Cover in clear  
laminated glass



Matching side panels:  
HD (page 53)



100 kg/sqm tested  
for snow loads



All fittings  
included

## Stainless Steel Canopy HD/L

Classic and stable support structure in L-shape with a covering made of clear or frosted laminated glass!

Thanks to its height-adjustable wall brackets, the HD/L can be easily adapted to your structural requirements, such as existing wooden beams or concrete lintels. The timelessly elegant design emphasizes the special touch of your house entrance.

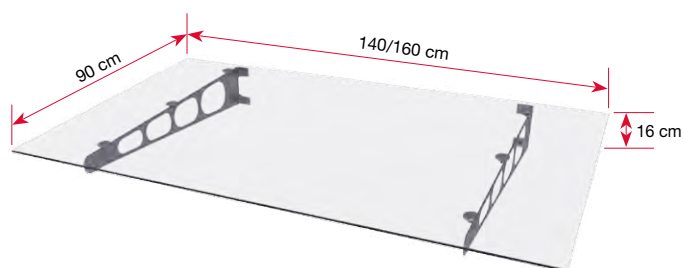




HD/LT 160 clear



HD/LT 160 frosted



## Versions & dimensions

Product	Dimensions (WxDxH)	Supporting arms	Covering	Weight	Item no.	Note
<b>Stainless Steel Canopy HD/LT 140 clear</b>	140 x 90 x 16 cm	Stainless steel	TSG 8 mm, clear	32.2 kg	7400021	
<b>Stainless Steel Canopy HD/LT 160 clear</b>	160 x 90 x 16 cm	Stainless steel	TSG 8 mm, clear	35.8 kg	7400024	
<b>Stainless Steel Canopy HD/LT 160 frosted</b>	160 x 90 x 16 cm	Stainless steel	TSG 8 mm, frosted	35.8 kg	7400027	



# Stainless Steel Canopy HD/LT

HD/LT 140 clear



Stainless steel support brackets



100 kg/sqm tested for snow loads



Cover in clear laminated glass



All fittings included


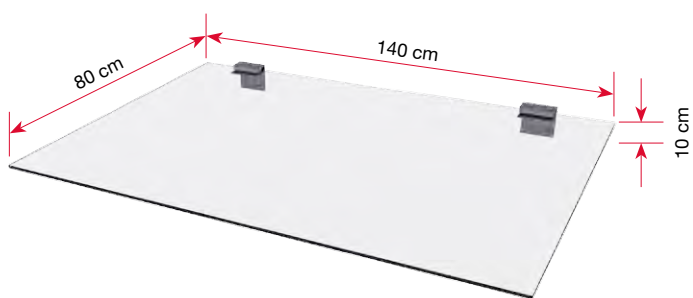


Matching side panels:  
HD (page 53)

## Stainless Steel Canopy HD/LT

Filigree and simultaneously stable stainless steel supporting structure and a covering made of clear or frosted laminated glass! The modern and noble appearance of the HD/LT gives your entrance a new touch and blends harmoniously into the overall appearance thanks to its timeless design.





### Versions & dimensions

Product	Dimensions (WxDxH)	Bracket	Covering	Weight	Item no.	Note
<b>Stainless Steel Canopy</b> HD/FT 140 clear	140 x 80 x 10 cm	Stainless steel (2x)	TSG 8 mm, clear	24.9 kg	7400030	



# Stainless Steel Canopy HD/FT



Stainless steel  
support brackets



75 kg/sqm tested  
for snow loads



Cover in clear laminated glass



All fittings  
included




Matching side panels:  
HD (page 53)

## Stainless Steel Canopy HD/FT

Stainless steel Canopy HD/FT  
Completely „unsupported“, the HD/FT  
presents itself with an elegant entry-level  
price in the class of real glass Canopys.  
The 8-mm thick laminated glass pane is  
held in place by two sturdy stainless steel  
glass brackets.  
This open design lends your entrance area  
a particularly light and elegant look.






LED strips to  
the front and  
rear down



Daytime view



Aluminium Bracket

## Versions & dimensions

Product	Dimensions (WxDxH)	Bracket	Covering	Weight	Item no.	Note
Genuine Glass Canopy LED	160 x 93,5 x 13,5 cm	Aluminium silver	VSG 2 x 8 mm, clear	92 kg	7410003	



# Genuine Glass Canopy LED



LED-lighting:  
environment-friendly &  
energy saving

A<sup>+</sup>

A



Cover in clear  
aminated glass



150 kg/sqm tested  
for snow loads



All fittings  
included

## Genuine Glass Canopy LED

Elegant and timelessly beautiful in appearance, yet extremely robust and durable: Premium quality for the highest demands! Even during the day, the high-quality finish is impressive. The real glass Canopy turns into your facade's eye-catcher even more so in the dark: with sophisticated LED lighting that combines practical benefits with unmistakable design.

One strip is directed downwards towards the entrance area, ensuring uniform illumination.

The second strip radiates its light in the direction of the two 8-mm thick glass plates, creating special accents and a sophisticated interplay of light and shadow. The striking eye-catching feature is the typically green edges of the two glass connected plates, which literally shine thanks to their translucency.



## Rectangular Canopies with side panels in “cubic” design

The Bauhaus style is back. Clear, straight lines and shapes that concentrate on the essence of things are witnessing an impressive comeback. Classic style is becoming lifestyle again. Old buildings with a fitting appearance are in demand along with cubic structural shapes. With our new rectangular roof you can put the icing on the cake on your home and top off the entrance area at the same time with a classic-modern architectural design.

With the rectangular roof with a distinctive visual appearance, older buildings are given a stylish and fashionable look in no time at all. The canopy in the trendy design is available in two widths of 160 and 200 cm, either with or without side panels.

There are two different basic designs available. One with a continuously fixed paneling with 2.5 mm thick, powder-coated aluminum and the other with a variable outer construction that can combine various materials that are visually appealing.

All elements are additionally foamed with PU foam to provide maximum dimensional stability. But not only that: The foam padding ensures that rain drops on the canopy no longer make bothersome noises.

Another bright idea in both versions is the directly-integrated, brilliant LED lighting that provides a long-lasting, good illumination of your entrance area with minimal energy consumption. This means you don't need additional outdoor light.

The design stars among our Canopies have been given another kick with the attractive, versatile side panels. Skilled do-it-yourselfers can install doorbells, intercoms, a letter slot and more right in it. That makes the entrance an all-rounder which unifies functionalities in an attractive appearance.



Application example

PW 200 with side panel

**Available  
this summer**



LED-lighting:  
environment-friendly &  
energy saving

### LED Panel:

Luminous power:	1 x 12 W
Lightcolor:	2700 K warmwhite
Dimensions:	165 x 165 mm
Frame color:	Chrome soft
Lumen approx.:	780 lm
Luminant-Durability (max.):	30.000 h



**made  
in  
Germany**



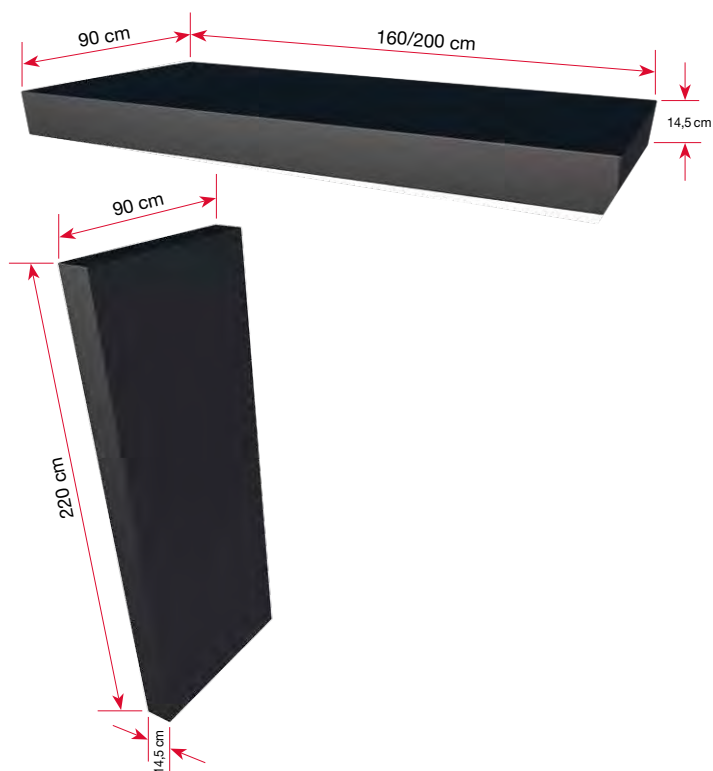
BS 200 with side panel







BS 160 with side panel



pre-installed

## Versions & dimensions

Product	Dimension roof*	Dimension side panel	Material	Weight	Item no.	Note
<b>Rectangular Canopy BS 160</b>	160 x 90 x 14.5 cm		Al/PU foam	30 kg	7500003	
<b>Rectangular Canopy BS 200</b>	200 x 90 x 14.5 cm		Al/PU foam	38 kg	7500006	
<b>Rectangular Canopy BS 160 with side panel</b>	160 x 90 x 14.5 cm	14.5 x 90 x 220 cm	Al/PU foam	30/40 kg	7500009	
<b>Rectangular Canopy BS 200 with side panel</b>	200 x 90 x 14.5 cm	14.5 x 90 x 220 cm	AL/PU foam	38/40 kg	7500012	
<b>Side panel BS</b>		14.5 x 90 x 220 cm	AL/PU foam	40 kg	7500015	


\*Special Dimensions up to 250 cm and special colour on request.  
Delivery time approx. 6 weeks.



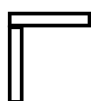
# Rectangular Canopy BS



made  
in  
Germany



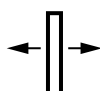
Installation example Letterbox/Interphone



Exterior material powder-coated aluminium



Padding PU Foam, sound-absorbing and dimensionally stable



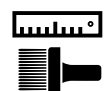
Side panel on both sides mountable



100 kg/qm tested for snow loads. Canopie with side panel 150 kg/qm



All fittings included



Special Dimensions up to 250 cm and special colour on request  
Delivery time approx. 6 weeks





design examples



**Available  
this summer**



pre-installed

## Models & dimensions

Product	Dimension roof <sup>1</sup>	Dimensions side panel	Material	Weight	Item No.	Note
<b>Rectangular Canopy PW 160</b>	160 x 90 x 14,5 cm		HPL <sup>2</sup> /Wood/WPC <sup>3</sup> /PU foam	30 kg	7500103	
<b>Rectangular Canopy PW 200</b>	200 x 90 x 14,5 cm		HPL <sup>2</sup> /Wood/WPC <sup>3</sup> /PU foam	38 kg	7500106	
<b>Rectangular Canopy PW 160 with side panel</b>	160 x 90 x 14,5 cm	14,5 x 90 x 220 cm	HPL <sup>2</sup> /Wood/WPC <sup>3</sup> /PU foam	30/40 kg	7500109	
<b>Rectangular Canopy PW 200 with side panel</b>	200 x 90 x 14,5 cm	14,5 x 90 x 220 cm	HPL <sup>2</sup> /Wood/WPC <sup>3</sup> /PU foam	38/40 kg	7500112	
<b>Side panel PW</b>		14,5 x 90 x 220 cm	HPL <sup>2</sup> /Wood/WPC <sup>3</sup> /PU foam	40 kg	7500115	

<sup>1</sup>Special Dimensions up to 250 cm and special colour on request. Delivery time approx. 6 weeks.

<sup>2</sup>HPL = laminated panels, <sup>3</sup>WPC = wood-plastic composites



# Rectangular Canopy PW

PW 200 with side panel

**Available  
this summer**



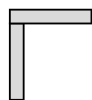
**made  
in  
Germany**



Installation example Letterbox/Interphone



Exterior material powder-coated aluminium with wood or WPC panels



Padding PU foam, sound-absorbing and dimensionally stable



Side panel on both sides mountable



100 kg/qm tested for snow loads.  
Canopy with side panel 150 kg/qm



All fittings included



Special Dimensions up to 250 cm  
and special colour on request  
Delivery time approx. 6 weeks







NM 150 white



NM 200 white



NM 200 anthracite



## Models & dimensions

Product	Dimensions (WxDxH)	Colour Frame	Cover	Weight	Item No.	Note
Rectangular Canopy NM 150	150 x 90 x 14 cm	white	white	14 kg	7210703	
		anthracite	white	14 kg	7210713	
Rectangular Canopy NM 200	200 x 90 x 14 cm	white	white	16 kg	7210706	
		anthracite	white	16 kg	7210716	



# Rectangular Canopy NM

NM 150 anthracite



 **made  
in  
Germany**



Frame in  
powder-coated  
aluminium



White plastic  
soffit (bottom cover)



Matching side panels:  
B1 acrylic, B1 twinwall sheet  
or B2 twinwall sheet (page 36)



75 kg/sqm tested  
for snow loads



All fittings  
included



Other colours are available  
on request.\* The plastic  
components remains white.

\*Delivery time approx. 6 weeks.

## Rectangular Canopy NM

The classic rectangular Canopy, available in two widths, blends harmoniously into various house facades.

The lower covering of the aluminum frame is made of white plastic panels. The NM Canopy has integrated drainage with two drains.






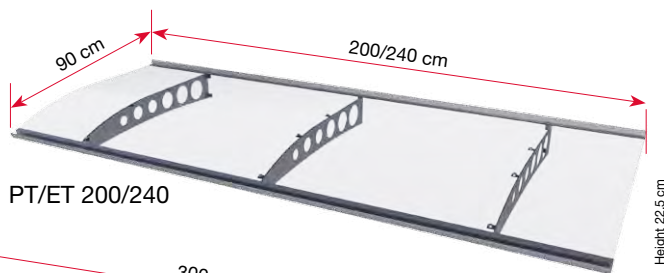
PT/ET 200/240



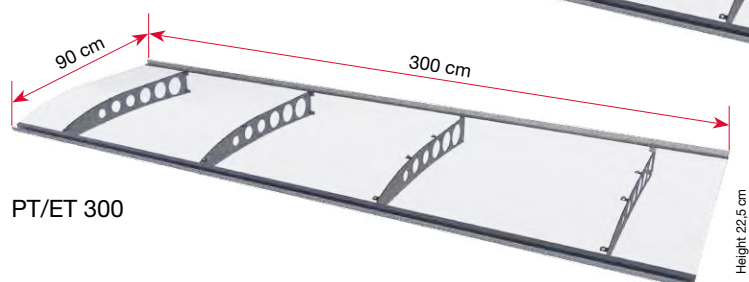
PT/ET 300



PT/ET 160



PT/ET 200/240



PT/ET 300



## Models & dimensions

Product	Dimensions (WxDxH)	Colour frame	Cover	Weight	Item No.	Note
<b>Shield Canopy PT/ET 160</b>	160 x 90 x 22,5 cm	Stainless steel / silver	4 mm, clear	15 kg	7200403	
<b>Shield Canopy PT/ET 200</b>	200 x 90 x 22,5 cm	Stainless steel / silver	4 mm, clear	20 kg	7200406	
<b>Shield Canopy PT/ET 240</b>	240 x 90 x 22,5 cm	Stainless steel / silver	4 mm, clear	24 kg	7200409	
<b>Shield Canopy PT/ET 300</b>	300 x 90 x 22,5 cm	Stainless steel / silver	4 mm, clear	28 kg	7200412	

\* Accurate custom dimensions up to 300 cm max. on demand



PT/ET 160



Stainless steel support brackets, gutter and wall connector in anodised aluminium



Cover in clear acrylic glass



Matching side panel: PT/ET (page 53)



75 kg/sqm tested for snow loads



All fittings included



Optional accessories: Connection set for two or more Canopies (page 54)

## Shield Canopy PT/ET

The PT/ET is a very high-quality, slightly curved shield Canopy in two different widths.

The material mix of high-grade stainless steel, powder-coated aluminum and clear acrylic glass gives the PT/ET great durability along with its noble appearance.




PT/L 150  
Stainless steel /  
satin white



PT/L 190  
Stainless steel /clear



PT/L 270  
Stainless steel /  
satin white



PT/XL 205  
Stainless steel /clear



## Models & dimensions

Product	Dimensions (WxDxH)	Colour Frame	Cover	Weight	Item No.	Note
Shield Canopy L 150	150 x 95 x 17 cm	Stainless steel	4 mm, clear	18 kg	7311103	
		Stainless steel	4 mm, satin white	18 kg	7311106	
Shield Canopy L 190	190 x 95 x 17 cm	Stainless steel	4 mm, clear	20 kg	7311203	
		Stainless steel	4 mm, satin white	20 kg	7311206	
Shield Canopy L 270	270 x 95 x 17 cm	Stainless steel	4 mm, clear	29 kg	7311303	
		Stainless steel	4 mm, satin white	29 kg	7311306	
Shield Canopy XL 205	205 x 142 x 25 cm	Stainless steel	6 mm, clear	42 kg	7311403	
		Stainless steel	6 mm, satin white	42 kg	7311406	



# Shield Canopy PT/L | PT/XL

PT/L 150 clear



Stainless steel frame,  
matt or powder-coated  
with integrated gutter



Cover in acrylic glass  
clear, satin white



Matching side panels:  
PT/L | PT/XL (page 53)



75kg/sqm tested  
for snow loads




All fittings  
included

## Shield Canopy PT/L | PT/XL

The sophisticated design adds a new touch to your entryway and offers a timeless design that blends harmoniously into the look of your home.

High-quality stainless steel brackets ensure a solid construction that protects you from rain, wind, and snow in combination with weather and UV resistant acrylic glass.



## Models & dimensions

Product	Dimensions (WxDxH)	Frame colour	Cover	Weight	Item No.	Note
<b>Shield Canopy PT/G</b>	160 x 90 x 27 cm	stainless steel effect	4 mm, clear	15 kg	7200503	





 made  
 in  
 Germany



Support brackets, gutter  
and wall connector in  
powder-coated aluminium



Cover in clear  
acrylic glass



Matching side panels:  
PT/G (page 53)



75kg/sqm tested  
for snow loads



All fittings  
included



Optional accessories:  
Connection set for two or  
more Canopies (page 54)

## Shield Canopy PT/G


The PT/G is a high-quality, slightly curved shield Canopy in a modern, unpretentious design.

The material mix of powder-coated aluminum and clear acrylic glass gives the PT/G shield Canopy great durability along with its noble appearance.





PT/GR  
Stainless steel effect



pre-installed

## Models & dimensions

Product	Dimensions (WxDxH)	Frame	Cover	Weight	Item No.	Note
Shield Canopy PT/GR	160 x 90 x 27 cm	Stainless steel effect	4 mm, clear	15 kg	7200533	
Shield Canopy PT/GR	160 x 90 x 27 cm	anthracite	4 mm, clear	15 kg	7200536	



# Shield Canopy PT/GR

PT/GR anthracite



 made  
in  
Germany



Support brackets, gutter  
and wall connector in  
powder-coated aluminium



Cover in clear  
acrylic glass



Matching side panels:  
PT/G (page 53)



75kg/sqm tested  
for snow loads



All fittings  
included



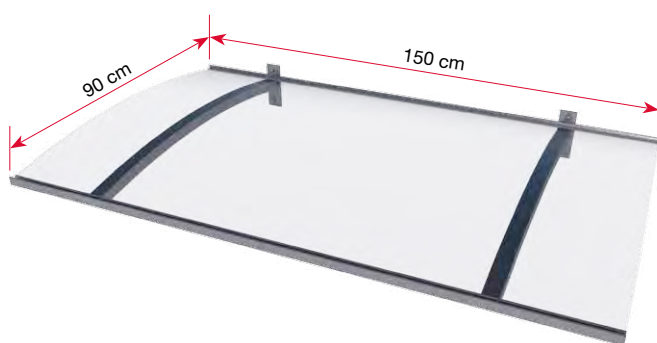
Optional accessories:  
Connection set for two or  
more Canopies (page 54)

## Shield Canopy PT/G

The PT/G is a high-quality, slightly curved shield Canopy in a modern, unpretentious design. The material mix of powder-coated aluminum and clear acrylic glass gives the PT/G shield Canopy great durability along with its noble appearance.



PT LED  
Stainless steel effect



Height 22 cm



pre-installed



LED-lighting:  
environment-friendly &  
energy saving

A<sup>+</sup> – A

## Models & dimensions

Product	Dimensions (WxDxH)	Frame	Cover	Weight	Item No.	Note
Shield Canopy with LED	150 x 90 x 22 cm	white	3 mm, clear	9,5 kg	7200203	
		Stainless steel effect	3 mm, clear	9,5 kg	7200233	



# LED Shield Canopy

PT LED white



 made  
in  
Germany



Support brackets, gutter  
and wall connector in  
powder-coated aluminium



Cover in clear  
acrylic glass



LED-Transformer 230V / 12V  
Cable length support brackets to  
transformer approx. 3 m each



75kg/sqm tested  
for snow loads



All fittings  
included



2 LED strips 4,5 W  
Lumen approx. 300 lm  
Spectral Colour 4.000 k

## LED shield Canopy

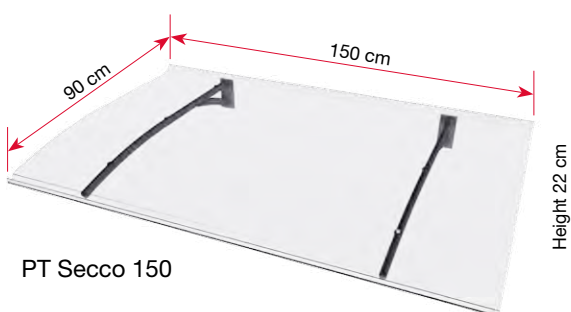
Give your entrance area decorative illumination without additional outside lighting, with built-in, power-saving LED lighting technology in the Canopy. The slightly curved shield Canopy is made of powder-coated aluminum with integrated rain gutter and high-grade acrylic glass as the covering.




PT Secco 150  
Stainless steel effect



PT Secco 200  
anthracite



PT Secco 150



PT Secco 200



## Models & dimensions

Product	Dimensions (WxDxH)	Frame	Cover	Weight	Item No.	Note
<b>Shield Canopy PT Secco 150</b>	150 x 90 x 22 cm	Stainless steel effect	3 mm, clear	12 kg	7200303	
		anthracite	3 mm, clear	12 kg	7200353	
<b>Shield Canopy PT Secco 200</b>	200 x 90 x 22 cm	Stainless steel effect	3 mm, clear	16 kg	7200306	
		anthracite	3 mm, clear	16 kg	7200356	



# Shield Canopy PT Secco

PT Secco 150 anthracite

 made  
in  
Germany



Support brackets, in powder-coated aluminium



Cover in 3 mm clear polycarbonate glass with integrated rain gutter




75kg/sqm tested for snow loads



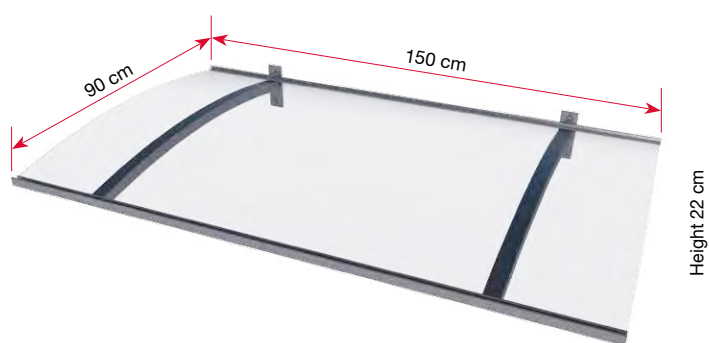
All fittings included

## PT Secco shield Canopy

The PT Secco shield Canopy in its simple, timeless and modern shape is an ideal attention grabber and protection for your building entrance area. The sturdy combination of powder-coated aluminium and very rugged polycarbonate with an integrated rain gutter gives you excellent weather protection even during hail.



PT/LD 150 clear



made  
in  
Germany

## Models & dimensions

Product	Dimensions (WxDxH)	Frame	Cover	Weight	Item No.	Note
Shield Canopy PT/LD	150 x 90 x 22 cm	Stainless steel effect	3 mm, clear	9,5 kg	7200803	



# Shield Canopy PT/LD



Stainless steel frame,  
matt or powder-coated  
with integrated gutter



Cover in clear  
acrylic glass



pre-installed



75kg/sqm tested  
for snow loads





All fittings  
included

## Shield Canopy PT/LD

The Shield Canopy PT/LD, with its modern and distinctive supporting arms made of square tubing in stainless steel effect, is an ideal eye-catcher and protection for your entrance area.

The combination of powder-coated aluminum and clear acrylic glass gives the Shield Canopy PT/LD very high durability on top of its noble effect.



made  
in  
Germany

## Models & dimensions

Product	Dimensions (WxDxH)	Frame	Cover	Weight	Item No.	Note
Promo-Shield Canopy	140 x 90 x 17,5 cm	white	4 mm, clear	7 kg	7200703	



# Promo Shield Canopy



Profiles in  
powder-coated aluminium



All fittings  
included



Cover polycarbonate  
twinwall sheet

## Promo-Shield Canopy

The advantageously priced Canopy for every wallet.

Powder-coated aluminum construction with rugged polycarbonate double-walled sheet.




NO clear  
Stainless steel effect



NO clear  
white



NO bronze  
brown



NO bronze white

 made  
in  
Germany

## Models & dimensions

Product	Dimensions (WxDxH)	Colour Frame	Cover	Weight	Item No.	Note
Round Arch Canopy NO clear	160 x 90 x 30 cm	white	6 mm, clear	20 kg	7210103	
		Stainless steel effect	6 mm, clear	20 kg	7210133	
Round Arch Canopy NO bronze	160 x 90 x 30 cm	white	6 mm, bronze	20 kg	7210106	
		brown	6 mm, bronze	20 kg	7210153	



# Round Arch Canopy NO



Profiles in  
powder-coated aluminium



Cover  
Polycarbonat  
Twinwall sheet



Passende Seitenblenden:  
B1 Twinwall sheetn oder B2  
Twinwall sheetn (page 53)



75kg/sqm tested  
for snow loads



All fittings  
included

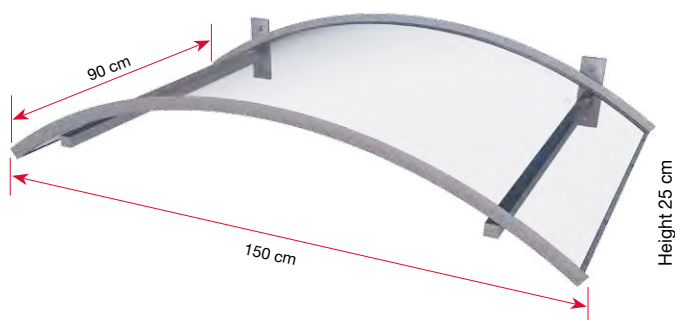
## Round Arch Canopy NO

Set your own accents in your entrance area, for instance with the white NO Round arch Canopy.

The elegant Canopy comprises a sturdy frame made of powder-coated aluminum and a rugged polycarbonate double-walled sheet as the cover. The rain gutters, attached to both s, round off the form and functionality.



Curved Canopy LED  
Stainless steel effect



pre-installed

made  
in  
Germany

## Models & dimensions

Product	Dimensions (WxDxH)	Frame	Cover	Weight	Item No.	Note
Curved Canopy with LED	150 x 90 x 25 cm	white	3 mm, clear	9,5 kg	7210203	
		Stainless steel effect	3 mm, clear	9,5 kg	7210233	



# Curved Canopy with LED

Curve Canopy LED white



LED-lighting:  
environment-friendly &  
energy saving

A<sup>+</sup> — A



Support brackets  
in aluminium



Cover in  
polycarbonate



LED-Transformer 230V / 12V  
Cable length support brackets to  
transformer approx. 3 m each



75kg/sqm tested  
for snow loads



All fittings  
included




2 LED strips 4,5 W  
Lumen approx. 300 lm  
Spectral Colour 4.000 k

## Curved Canopy with LED

Add decorative lighting to your entryway - without an additional outdoor lamp - with energy-saving LED light technology built into the Canopy. The curved Canopy is made of powder-coated aluminum and a rugged polycarbonate cover.



BV Secco




## Models & dimensions

Product	Dimensions (WxDxH)	Frame	Cover	Weight	Item No.	Note
<b>Curved Canopy BV Secco</b>	150 x 90 x 32 cm	Stainless steel effect	3 mm, clear	12 kg	7210303	



# Curved Canopy BV Secco



made  
in  
Germany



Support brackets  
in powder-coated aluminium



Cover in transparent  
polycarbonate with  
integrated gutters



75kg/sqm tested  
for snow loads



All fittings  
included

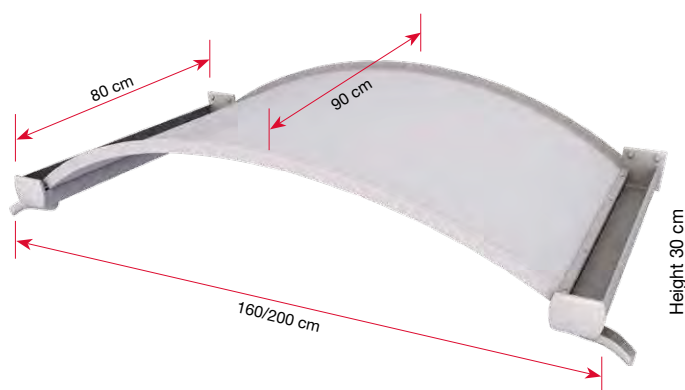
## Curved Canopy BV Secco

The PV Secco arched Canopy in its simple, timeless and modern shape is an ideal attention grabber and protection for your building entrance area. The combination of powder-coated aluminum and very rugged polycarbonate with an integrated rain gutter gives you excellent weather protection even during hail.





OV/B 200



## Models & dimensions

Product	Dimensions (WxDxH)	Frame	Cover	Weight	Item No.	Note
Oval Arch Canopy OV/B 160	160 x 90 x 30 cm	white	4 mm, white opak	13 kg	7210503	
Oval Arch Canopy OV/B 200	200 x 90 x 30 cm	white	4 mm, white opak	16 kg	7210506	



# Oval Arch Canopy OV/B

OV/B 160



 made  
in  
Germany



Supporting structure  
and gutters in white  
powder-coated aluminium



75kg/sqm tested  
for snow loads



Cover in ABS-acrylic white  
opaque (4 mm)



All fittings  
included



Matching side panels:  
B1 acrylic, B1 twinwall sheet or  
B2 twinwall sheet (page 53)

## Oval Arch Canopy OV/B

The Canopy for the classic look completely in white - the OV/B oval arched Canopy.


The elegant Canopy, arched to the front, comprises a sturdy frame made of powder-coated aluminium and a white acrylic plate as the cover. The rain gutters, attached to both Sides, round off the form and functionality.




BV/B 160  
white



BV/B 160  
Stainless steel effect



BV/B 200  
anthracite




## Models & dimensions

Product	Dimensions (WxDxH)	Colour Frame	Cover	Weight	Item No.	Note
<b>Curved Canopy BV/B 160</b>	160 x 90 x 25 cm	white	4 mm, clear	17 kg	7210403	
		Stainless steel effect	4 mm, clear	17 kg	7210433	
		anthracite	4 mm, clear	17 kg	7210463	
<b>Curved Canopy BV/B 200</b>	200 x 90 x 30 cm	white	4 mm, clear	20 kg	7210406	
		Stainless steel effect	4 mm, clear	20 kg	7210436	
		anthracite	4 mm, clear	20 kg	7210466	



# Curved Canopy BV/B

BV/B 160 anthracite



 made  
in  
Germany



Profiles and gutters  
in powder-coated  
aluminium



Cover in transparent  
acrylic glass



Matching side panels:  
B1 Acryl (page 53)



75kg/sqm tested  
for snow loads



All fittings and gutters  
for both sides  
included



pre-installed

## Curved Canopy BV/B

With the noble and unusual design of the BV/B curved Canopy you will set individual accents on your front door.

The elegant roof comprises an intricate frame made powder-coated aluminum and a transparent acrylic plate as the cover. The rain gutters, attached to both sides, round off the form and functionality.



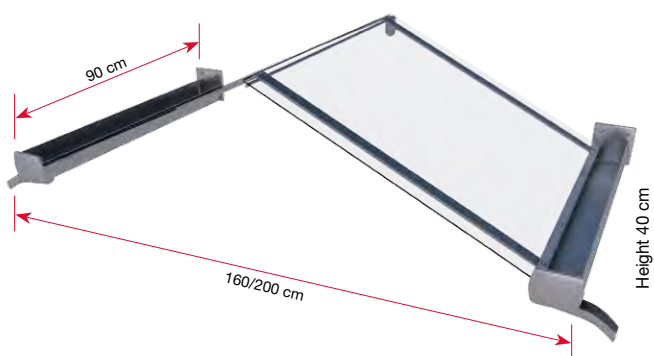
GV/T 160  
Stainless steel effect



GV/T 200  
white



GV/T 200  
Stainless steel effect



## Models & dimensions

Product	Dimensions (WxDxH)	Colour Frame	Cover	Weight	Item No.	Note
Gable Canopy GV/T 160	160 x 90 x 40 cm	white	4 mm, clear	19 kg	7210603	
		Stainless steel effect	4 mm, clear	19 kg	7210633	
Gable Canopy GV/T 200	200 x 90 x 40 cm	white	4 mm, clear	22 kg	7210606	
		Stainless steel effect	4 mm, clear	22 kg	7210636	



# Gable Canopy GV/T

GV/T 160 white



 made  
in  
Germany



Profiles and gutters  
in powder-coated  
aluminium



Cover in clear  
polycarbonate



75 kg/sqm tested  
for snow loads



75kg/sqm tested  
for snow loads



All fittings and gutters  
for both sides  
included



pre-installed

## Gable Canopy GV/T

The GV/T gable Canopy will turn your building entrance into something really special.

The unusual roof comprises an intricate frame made powder-coated aluminum and a transparent, angled polycarbonate plate as the cover. The rain gutters, attached to both sides, round off the form and functionality.



We offer a wide range of matching side panels which complement the colour and shape of the chosen Canopy type. The choice is yours.

All mounting accessories are included in the delivery, and the detailed instructions allow for an easy installation.



**HD Safety glass clear (ESG)**

60 x 180 cm

Suitable for:  
all Stainless steel HD Canopies  
(S 5-15)



**HD Safety glass frosted (ESG)**

60 x 180 cm

Suitable for:  
all Stainless steel HD Canopies  
(S 5-15)



**PT/ET Acrylic**

30 x 60 x 185 cm

Suitable for:  
Shield Canopy PT/ET (S 25)



**PT/L Acrylic**

25 x 62 x 167 cm

Suitable for:  
Shield Canopy PT/L (S 27)



**PT/XL Acrylic**

55 x 85 x 167 cm

Suitable for:  
Shield Canopy PT/XL (S 27)



## Side panels/Accessories



### **B1 Acrylic**

45 x 60 x 200 cm

Suitable for:

Rectangular Canopy NM (S 23)

Oval Arch Canopy OV/B (S 47)

Curved Canopy BV/B (S 49)

Gable Canopy GV/T (S 51)



### **B1 Twinwall sheet**

45 x 60 x 200 cm

Suitable for:

Rectangular Canopy NM (S 23)

Round Arch Canopy NO (S 41)

Oval Arch Canopy OV/B (S 47)



### **B2 Twinwall sheet clear**

45 x 60 x 175 cm

Suitable for:

Rectangular Canopy NM (S 23)

Round Arch Canopy NO (S 41)

Oval Arch Canopy OV/B (S 47)



### **PT/G Acrylic**

30 x 60 x 185 cm

Suitable for:

Shield Canopy PT/G (S 29)



### **PT/GR Acrylic**

30 x 60 x 185 cm

Suitable for:

Shield Canopy PT/GR (S 31)

# Side panels/Accessories

## Models & dimensions

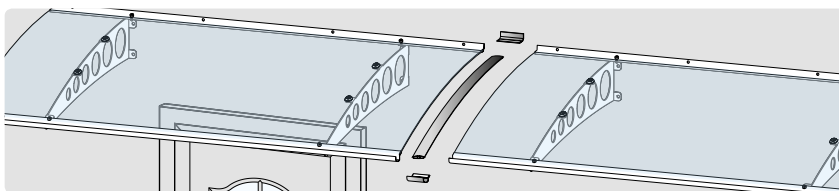
Side panel/Type	Dimensions (WxDxH)	Colour frame	Material sheet	Item No.	Note
<b>Safety glass HD clear</b>	60 x 180 cm	Stainless steel	ESG 6 mm, clear	7400202	
<b>Safety glass HD frosted</b>	60 x 180 cm	Stainless steel	ESG 6 mm, gefrostet	7400203	
<b>PT/ET Acrylic</b>	30 x 60 x 185 cm	silver anodized	Acrylic 4mm clear	7220103	
<b>PT/L Acrylic</b>	32 x 62 x 167 cm	Stainless steel	Acrylic 4mm clear	7313103	
			Acrylic 4 mm satin white	7313106	
<b>PT/XL Acrylic</b>	55 x 85 x 167 cm	Stainless steel	Acrylic 6 mm clear	7313203	
			Acrylic 6 mm satin white	7313206	
<b>PT/G Acrylic</b>	30 x 60 x 185 cm	Stainless steel effect	Acrylic 4 mm clear	7220189	
<b>PT/GR Acrylic</b>	30 x 60 x 185 cm	Stainless steel effect	Acrylic 4 mm clear	7220192	
		anthracite	Acrylic 4 mm clear	7220207	
<b>B1 Acrylic</b> (pre-installed)	45 x 60 x 200 cm	white	Acrylic 4 mm clear	7220145	
		Stainless steel effect	Acrylic 4 mm clear	7220195	
		anthracite	Acrylic 4 mm clear	7220201	
<b>B1 twinwall sheet</b> (pre-installed)	45 x 60 x 200 cm	white	Twinwall sheet 6 mm clear	7220133	
		Stainless steel effect	Twinwall sheet 6 mm clear	7220183	
		anthracite	Twinwall sheet 6 mm clear	7220198	
		white	Twinwall sheet 6 mm bronze	7220136	
		brown	Twinwall sheet 6 mm bronze	7220163	
<b>B2 twinwall sheet</b> (pre-installed)	45 x 60 x 175 cm	white	Twinwall sheet 6 mm clear	7220139	
		Stainless steel effect	Twinwall sheet 6 mm clear	7220186	
		anthracite	Twinwall sheet 6 mm clear	7220204	
		white	Twinwall sheet 6 mm bronze	7220142	
		brown	Twinwall sheet 6 mm bronze	7220166	
<b>Canopy connection set</b>		Stainless steel effect		7200903	
		silver anodized		7200906	



## Canopy connection set


This set allows a direct and seamless connection of two or more Canopies.

Suitable for PT/G, PT/GR, PT/ET



Rectangular Canopy NM 200 anthracite with side panel B1 Acrylic





Designs and models are subject to modifications. Accessories shown are not included in delivery. The side panels shown are available separately as special accessories. All dimensions given are approximate. Due to the printing process the colours shown may differ from the original colours.

Technical details are subject to modifications.

# **gutta**<sup>®</sup>

Gutta Werke GmbH | Bahnhofstraße 51-57 | D-77746 Schutterwald | [www.gutta.com](http://www.gutta.com)

